


A booster seat story by Sammy the Squirrel.


What's Right For Me?




Sammy the Squirrel lived in the Big Maple Tree with his Mom and Dad on a busy city street. One day, the Squirrel family decided to take a walk around their neighborhood.



They ran into their good friends
the Otter family. The Otters were just packing
their car to go for a swim.




Sammy noticed that the Otters had neat-looking seats for Baby Otter and Little Otter to sit on while in the car. Sammy became very curious about these seats, so he decided to do some exploring.






“Mr. and Mrs. Otter, may I please sit in your car?” asked Sammy.

“Of course you can, Sammy,” said Mr. Otter.



“Yippee!” Sammy said, and he jumped into the back seat of the Otter’s car.




He first tried sitting in Baby Otter's seat. He felt squished and was very uncomfortable. In fact, he could not even get his arms through the harness straps. He thought, "This seat is too small for me."


So, he decided to slide into the center seat where "grown-ups" ride.




But the grown-up safety belt was not comfortable at all. The safety belt rubbed against his neck and tummy. Worst of all, he could not see out the window! Sammy



Finally, Sammy decided to try Little Otter's booster seat. He hopped in the seat and put on the safety belt.




The booster seat felt very comfortable. And, Sammy could see his friends out the window! “Wow! This seat fits just right!” Sammy said. “This would be a fun way to ride with my Mom and Dad!”



“Mom and Dad, can I please have my own booster seat?” Sammy asked.
“Of course you can,” Mom said,
“and you can come to the store and help pick it out!”

So, that is the story of how Sammy got his booster seat and how he decided, "What's right for me!"



Tips for Parents about Belt-Positioning Booster Seats

- ✓ Traffic crashes are the leading cause of death for children 14 years of age and younger. Only a small number of children who should be riding in booster seats are doing so.
- ✓ Belt-positioning booster seats play a critically important role in transitioning children from a child seat (with its own harness) to an adult lap and shoulder belt. A booster seat helps correctly position safety belts so that the lap belt rests on your child's thighs below the hipbone, while the shoulder belt crosses the middle of your child's chest and does not cut into his or her neck.
- ✓ Failure to use a booster seat, or not using one correctly, can be deadly. In the event of a crash, a young child wearing only an adult lap and safety belt can suffer a serious or fatal injury if the safety belt rides up and/or over his or her stomach or neck. A child can also slide out from under the safety belt and be thrown from the vehicle.
- ✓ Children should use booster seats once they have reached the manufacturer's recommended upper height or weight limit of their forward-facing seat with a harness. They should remain in a booster seat until they are at least 4'9" tall (generally 8-12 years old) and the safety belt fits properly with the lap belt snug across the hips - not the stomach - and the shoulder belt lies across the center of the shoulder and chest - not the neck and face. All children under 13 should sit in the back seat.
- ✓ Booster seats can only be used with a lap and shoulder safety belt combination. They are not designed to work with lap belts alone.
- ✓ A high-back booster seat should be used in vehicles that are not equipped with height-adjustable head-rests or high seat backs.
- ✓ Never use after-market products such as safety belt adjusters. These products have not been crash-tested and may compromise your child's safety.
- ✓ Always read and follow the manufacturer's directions for your child's booster seat as well as the directions provided in your vehicle's owner's manual.



For copies of this book or more information about booster seat safety, please contact:

AAA Traffic Safety
1 Auto Club Drive
Dearborn, MI 48126

AAA Traffic Safety
9125 Henderson Road
Tampa, FL 33634

**International Center for
Automotive Medicine**
1150 W. Medical Center Drive
3328 Med Sci I
Ann Arbor, MI 48109-5677

or email: trafficsafety@acg.aaa.com



EXPECT
SOMETHING
MORE™

ICAM
INTERNATIONAL CENTER FOR
AUTOMOTIVE MEDICINE